

Tolecut Dry Touch-up System

Dust Nib Removal in Dry Condition



Smarter than ever !!
Perfect Match for New Generation Clear

- Dust-nibs, runs or other paint defects can be removed faster and easier with 5 types of Tolecut.
- Scratches of Tolecut are extremely shallow and uniform, which can be removed easily with Super Buflex K-3000 Black.
- Not necessary to apply water. You can check the scratch during the sanding with Tolecut.
- Applicable for Waterborne and High Solid Clear.

※ Special Attachment



Tolecut Sheet & Block

Item	Parts	Size	Cont. per Package	Cont. per Carton
Tolecut Sheet K-3000 (Black) Tolecut Block K-3000 (Black)	1911511 1911521	70 x 114mm 70 x 114mm (8cuts)	25pcs.	1,000pcs
Tolecut Sheet K-2000 (Green) Tolecut Block K-2000 (Green)	1911513 1911523	70 x 114mm 70 x 114mm (8cuts)	25pcs.	1,000pcs
Tolecut Sheet K-1500 (Pink) Tolecut Block K-1500 (Pink)	1911512 1911522	70 x 114mm 70 x 114mm (8cuts)	25pcs.	1,000pcs
Tolecut Sheet K-1200 (Orange) Tolecut Block K-1200 (Orange)	1911516 1911526	70 x 114mm 70 x 114mm (8cuts)	25pcs.	1,000pcs
Tolecut Sheet K-800 (Yellow) Tolecut Block K-800 (Yellow)	1911517 1911527	70 x 114mm 70 x 114mm (8cuts)	25pcs.	1,000pcs

Special Attachment for Tolecut

Item	Parts	Size	Cont. per Package	Cont. per Carton
Toleblock S (For Tolecut Block)	9710047	33 x 28mm	10pcs.	50 boxes
Tolecard (For Tolecut Sheet)	9710048	66 x 110mm	10pcs.	150 boxes

Kovax Corporation

9F, 29-9, Minami Ikebukuro 2-chome, Toshima-ku, Tokyo, Japan
 Tel.(81) 3 5960 1621 Fax.(81) 3 5960 1623 Email: intl@kovax.com

Kovax Europe BV.

Bedrijvenpark Twente 49, 7602 KC Almelo, The Netherlands
 Tel.(31)53 434 3131 Fax:(31) 53 430 4900 Email: info@kovax.nl

Kovax Deutschland GmbH

Am Königsweg 17 D-48599 Gronau-Epe, Germany
 Tel:(49) 4122 47719 Fax:(49)4122 47725 Email: info@kovax.de

Tolecut Dry Touch-up System

Dust Nib Removal in Dry Condition

Application : Use for Paint defect, Dust-nibs, removing with dry condition work



Paint Defects

Dust-nibs








Flat surface with Toleblock S




Un-flat surface with Tolecard


Grit Variation :

Initial approach (1 st step)			Finishing approach (2 nd step)	
K-800 Yellow	K-1200 Orange	K-1500 Pink	K-2000 Green	K-3000 Black
Flowed paint	Droplet paint Dust-nibs (Big)	Dust-nibs (medium size)	Dust-nibs (small) For white color body	For black color body
				

Kovax Dry Sanding : Recommendation




a) After painting & top-coat, the Defect could not find out easily.



b) TOLEX dry Sanding to find out the defects.



c) Air blowing, after TOLEX sanding And Defects can be visible.



d) Defect & Dust-nibs removing by Tolecut



e) To treat finnier scratch pattern, Super Buflex is efficient sanding.



f) Ready to polish surface completed.